

 **TOYOTA PRADO**
oh what a *feeling!*

Refined power, refined intelligence





Refined power, refined intelligence.

There is a vehicle which gives you a new sense of power and the freedom to go further than you may have thought possible. At the same time, it provides the quality of interior appointments and a refined ride expected by discerning drivers.

Created by one of the world leaders in four wheel drive technology, Toyota Prado has been equipped with cutting edge ideas which allow you to seek out more fulfilment from your leisure time and from life. Its styling reflects a rugged sophistication that's equally suited to the high street as the high trails.

New technologies that optimise control.

Prado is equipped with intelligent Driver Assist Technology (DAT) that helps prevent any minor drama becoming a major crisis. In Grande and VX, DAT constantly analyses your driving conditions then takes the necessary actions to optimise control while cornering or accelerating, and improves grip in demanding conditions.

For these models, DAT also means easier starting on hilly terrain, greater comfort wherever you go, helps you negotiate steep descents while the Grande model lets the vehicle rise above undulating terrain, or lowers for a combination of on-road excellence and off-road performance.

DAT* also includes Advanced Braking with intelligence (AB-i) which integrates the Anti-skid Braking system, Brake Assist (BA) and Electronic Brake-force Distribution. AB-i delivers improved braking and control in a range of challenging situations, from emergency stops to braking on slippery surfaces.

*GXL, VX and Grande Models



Prado. Toyota Genuine Accessories

Assert your sense of individuality.

Enhance your Prado's practicality and individuality through Toyota's broad range of Genuine Accessories, all developed to strict quality and performance standards and backed by our Toyota warranty.*

THESE ARE JUST SOME OF THE ACCESSORIES AVAILABLE FOR YOUR PRADO. FOR A COMPLETE LIST AND FURTHER DETAILS, PLEASE SEE YOUR TOYOTA DEALER OR REFER TO OUR WEBSITE.



SOVEREIGN ALLOY BULL BAR
(AIRBAG AND WINCH COMPATIBLE)
Available on all models



OVERBUMPER BULL BAR (AIRBAG COMPATIBLE)
Available on all models



FRONT BUMPER GUARD (AIRBAG COMPATIBLE)
Available on all models



TOWBAR, TOWBALL & TRAILER WIRING HARNESS
Available on all models



SUPERWINCH AND WINCH CRADLE
Available on all models



AERO ROOF RACKS (3 BAR SET SHOWN)
Available on all models



HARD COLOUR CODED SPARE WHEEL COVER
Available on all models



SOFT SPARE WHEEL COVER
Available on all models



PHOENIX ALLOY WHEELS (17" X 7.5")
Available on all models



CARPET FLOOR MATS
Available on all models



ALL WEATHER RUBBER FLOOR MATS
Available on all models



ALL WEATHER RUBBER CARGO MAT
Available on all models



INSECT SCREEN
Available on all models



FRONT WEATHERSHIELDS
Available on all models



BONNET PROTECTOR & HEADLAMP COVERS
(SOLD SEPARATELY)
Available on all models



REAR ROOF SPOILER
Available on all models
(Not compatible with Rear Visor)



REAR VISOR
Available on all models
(Not compatible with Rear Roof Spoiler)



PARKASSIST-REVERSE PARKING SENSORS
(4-HEAD KIT) Available on all models



SEAT COVERS
Available on GX and GXL (Not compatible with front seat side airbags or leather seats)



CARGO BARRIER
Available on GX and GXL



SATELLITE NAVIGATION AUDIO SYSTEM** -
INCL. 4 IN-DASH CD/MP3
Available on GX, GXL and VX



6 IN-DASH CD/MP3 PLAYER (AUDIO UPGRADE)
Available on GX

TOYOTA GENUINE ACCESSORIES ARE COVERED BY OUR TOYOTA WARRANTY*

Some Toyota Genuine Accessories are not applicable to all Prado models. See your Toyota dealer for advice regarding Toyota Genuine Accessories. Pictured Accessories are all sold separately. For a comprehensive guide on the entire range of Toyota Genuine Accessories, visit our website at accessories.toyota.com.au.

*All Toyota Genuine Accessories purchased and fitted to a Toyota are warranted for the remainder of the New Vehicle Warranty or 12 months, whichever is greater. Toyota Genuine Accessories purchased from an authorised Toyota Dealer over the counter are warranted from the date of purchase for one year (unlimited kilometres). Conditions apply.

**Current mapping database encompasses major capital and primary national road networks as well as offering some coverage in regional areas.












Grande Model shown

Styling that meshes function with form.

Appealing to the sophistication of today's more discerning drivers, Prado displays an elegance not commonly seen on traditional 4WD vehicles. Flowing curves more akin to those seen on certain sedans set Prado apart, a testimony to its design origins in Toyota's avante garde ED2 styling studio on the French Riviera.

The neat, uncluttered styling of the interior helps keep you both informed and in control. Appealing to your sense of taste as much as your love of driving, the interior design treatment is confident and bold. Muscular sculpting of interior mouldings results in an ambience with a strong sense of purpose yet a clean sense of refinement. Here in the great indoors, Toyota designers have cleverly blended luxury car styling cues with the more practical requirements of an all terrain vehicle.

Colour guide

								
Powder White (056)	Crystal Pearl* (070)	Silver Ash* (1D4)	Charcoal Grey* (1E9)	Ebony (202)	Flinders Red* (3Q8)	Dune* (4R4)	Canopy Green* (6Q7)	Dynamic Blue* (856)

Note: Toyota Australia reserves the right to vary and discontinue from time to time the interior and exterior colours, trims and colour/trim/model combinations currently available. Colours and trims displayed here are a guide only and may vary from actual colours due to printing / display process. See your Toyota dealer to confirm colour/trim/model availability when ordering your vehicle. *Indicates mica, metallic or pearlescent paint which is available at extra cost.

Prado. Refined power, refined intelligence

PRADO technical specifications

Engine

Name – 1KD-FTV (T/D=Turbo Diesel) 1GR-FE (P=Petrol)
Displacement (cc) – 2982 (T/D) 3956 (P)
Maximum Power (kW) – 127/3400 (T/D) 179/5200 (P)
Maximum Torque (Nm) – 410/1600–2800 (T/D) 376/3800 (Petrol)
Valve train – Dual Overhead Cam (T/D) Quadcam Multi-Valve VVT-I with 4 valves per cylinder (P)
Fuel system – Electronic Fuel Injection (T/D); Multi-point Electronic Fuel Injection (P)
Bore x Stroke (mm) – 96.0 x 103.0 (T/D); 94.0 x 95.0 (P)
Compression Ratio (1) – 17.9:1 (T/D); 10.0:1 (P)

Drivetrain

Manual – 6 Speed manual, single diaphragm dry spring clutch (GX and GXL only)
Automatic – 5 Speed electronically controlled transmission (all models)
Differential Ratios 3.909:1 (T/D); 3.727:1 (GX, GXL P); 3.727:1 (VX, Grande P)
Rear Differential – Limited Slip rear Differential D
4 x 4 Drive Mechanism – Constant 4WD with Dual range transmission
Dual range Transfer Ratios – High ratio 1.000:1 / Low ratio 2.566:1

Steering

Turning Circle – Kerb (M) – 11.4 Metres
Turns lock to lock – 3.0

Brakes

System – Vacuum booster, hydraulic system with load sensing, proportioning and by-pass valve +
Front – Ventilated disc with four piston fixed calipers
Rear – Ventilated disc with single piston floating calipers
See model features for braking enhancements

Suspension

Front – Independent double wishbone with coil springs, gas hydraulic dampers and stabiliser bar.
Rear – Live axle, five link with coil springs (Pneumatic for Grande), gas hydraulic dampers and stabiliser bar.
See model features for suspension enhancements

Wheels

Tyres – 265/65R17
Rims – 7.5Jx17 Steel (GX); 7.5Jx17 Alloy (GXL, VX, Grande)

Dimensions

Overall Length (mm) – 4850
Overall Width (mm) – 1875
Overall Height (mm) – 1865 (GX); 1905 (GXL, VX); 1895 (Grande)
Wheelbase (mm) – 2790
Front & Rear track (mm) – 1575
Ground clearance (mm) – 181 (GX, GXL, VX); 205 (Grande)
Approach / Departure Angles (Degrees) – 32/27 (GX, GXL, VX); 32/26 (Grande)
Wading Depth (mm) – 700

Weights & Capacities

Seating capacity – 8
Kerb Weight – Manual trans (Kg) – 1970-2170 (GX, GXL T/D); 1900-2100 (GX, GXL P)
Kerb Weight – Auto trans (Kg) – 1980-2180 (T/D GX, GXL); 2010-2190 (VX, Grande) 1910-2110 (GX, GXL P); 1940-2120 (VX, Grande P)
Gross Vehicle Mass (Kg) – 2900 (T/D); 2850 (P)*
Maximum roof rack load (Kg) – 100
Towing Capacity (Kg) – *2,500 With trailer brakes / 750 Without trailer brakes
Fuel Tank Capacity (L) – 180 Litres including 87 Litre main tank & 93 Litre sub-tank

Engine Availability

3.0 L 4 Cylinder Turbo Diesel – All models
4.0 L V6 Quadcam VVT-i Petrol – All models
6 Speed Manual Transmission – (GX and GXL only)
5 Speed Overdrive Automatic – All models

GX MODEL FEATURES

Mechanicals

Constant 4WD with dual range transmission
Torsen limited slip centre diff. with lock
Limited slip rear differential
Independent front suspension
Power steering – Rack and pinion
4 Wheel ventilated disc brakes
Tool kit

Durability

Large capacity cyclone air cleaner
Underbody protection plates

Exterior

Body coloured front and rear bumpers
Wide bodyside cladding – Body colour
Multi-reflector front headlamps
Chrome colour radiator grille
Chrome colour exterior mirrors

Body coloured door handles

Front and rear mudflaps
Wide side steps
Front and rear over fender flares
Green tinted laminated windscreens
Tinted side and rear glass
Swing out rear quarter vent windows
Swing-out 1 piece tailgate with safety lock
Spare tyre mounted on rear tailgate
Metallic / Mica paint- additional cost (option)

Interior Trim & Seating

Tone on tone interior design with lighter upper garnishes and headlining
Velour seat trim
Needle punch carpet
Fully trimmed luggage compartment
Front bucket seats
2nd row seat – 60/40 Split folding seats; adjustable reclining seat backs; hinged seat cushion base; centre armrest; adjustable three headrests
3rd row seat – 3 adult capacity; 50/50 Split folding seats; reclining seat backs; headrests
Leather Steering Wheel (option)
Leather Shift Knob (option)

FEATURES

Comfort

Rear ducting for 2nd row seats
Power windows with driver auto/up down and anti-jam function
Driver and front passenger vanity mirrors
Accessory power sockets – Front & rear
Air conditioning (option)
Instruments & Controls
Power operated mirrors
Left hand convex "wide view" exterior mirror
Day / night interior mirror
Tilt adjustable steering column
Intermittent rear wiper & washer
Rear window demister
Headlamp auto off
Low fuel warning light
Digital clock and outside temp. – in dash
Cruise Control (option)

Lighting

Door operated dome lamp with delay
Front map reading lamps
Luggage compartment and glovebox lamp
Storage
Large centre console box incorporating an adjustable armrest
Sunglass holder
Glovebox – Large capacity
Front seat map pockets
Door and tailgate storage pockets
Cargo / 3rd row seat storage compartments
Front, 2nd and 3rd row seat cupholders
Front and rear ashtrays

Sound System

Electronic tune AM/FM radio with MP3 compatible single disc CD player
6 speakers

Driver Assist Technology (DAT)

Constant 4WD with dual range transmission
Torsen limited slip centre diff. with lock
Variable Valve Timing with intelligence (VVT-i) (V6 Petrol only)
Starter Hold (petrol auto. transmission only)
Active Braking with intelligence (AB-i) incorporating Anti-Skid Brakes (ABS) with Electronic Brake Force Distribution (EBD) & Brake Assist (BA) (option)

Safety

Global Outstanding Assessment (GOA) body tested to 40% offset, dynamic side intrusion and roll over
Side door impact protection beams
Driver's and Front passenger's SRS Airbag
Front seatbelts with pre-tensioners
Front seatbelts with force limiters
Height adjustable front seatbelts
Seat mounted front seatbelt buckles
Front seatbelt warning lamps
Auto Locking Retractor 2nd row outboard seatbelts to assist child seat/capsule retention
Energy absorbing steering column
3 Child restraint anchorage points for 2nd row seat at seat back
Child proof rear door locks
High mount centre stop lamp
Door & tailgate ajar warning lamp
Luggage tie down hooks

Security

Engine immobiliser
Remote central locking including tailgate
Spare wheel security lock nut
Remote fuel lid release
Security coded radio

GXL MODEL FEATURES in addition[†] to GX model

Exterior

Front foglamps
Roof rails
Alloy wheels – 6 spoke design
Privacy rear glass

Interior Trim & Seating

Leather covered gear shift lever
Leather covered 4 spoke steering wheel

FEATURES

Comfort

Air conditioning
Instruments & Control
Cruise control

Sound System

Electronic tune AM/FM radio with MP3 compatible in dash 6 disc CD changer

Driver Assist Technology

Active Braking with intelligence (AB-i) incorporating Anti-Skid Brakes (ABS) with Electronic Brake Force Distribution (EBD) & Brake Assist (BA)

VX MODEL FEATURES in addition[†] to GXL model

Interior Trim & Seating

Leather seat trim with perforated inserts
Woodgrain in dashboard
Leather/Woodgrain door trim
Power operated front seats

FEATURES

Comfort

Dual front zone auto air conditioning
Rear cooler controls
Pushbutton & digital front heater controls
Roof ducting for 2nd and 3rd row seats
Illuminated vanity mirrors
Instruments & Controls
Telescopic steering column

Driver Assist Technology (DAT)

Hydraulic Brake Booster
4WD Traction Control (TRC)
Vehicle Stability Control (VSC)
Downhill Assist Control (DAC)
Hill-Start Assist Control (HAC)

Safety

Front seat mounted side airbags
Front & 2nd row seat side curtain shield airbags

GRANDE MODEL FEATURES in addition[†] to VX model

FEATURES

Comfort

Refrigerated cooler box
Power moonroof – Glass tilt & slide
Instruments & Controls
Trip computer
Optitron combination meter

Sound System

Electronic tune AM/FM radio with MP3 compatible in dash 4 disc CD changer

Vehicle Communications

Audio Visual Navigation (AVN) System incorporating DVD based Satellite Navigation**

Driver Assist Technology

Toyota Electronically Modulated Suspension (TEMS)
Rear Height Control Air Suspension

Security

Security alarm

Key

* Towbar capacity subject to regulatory requirements, towbar design, vehicle design and towing equipment limitations. Toyota Genuine Towbar = Prado towing capacity
+ Load sensing proportioning and by-pass valve not fitted with Anti-Skid Brakes

**Current mapping database encompasses major capital and primary national road networks as well as offering some coverage in regional areas.

^ Gross Combined Mass (GCM) is the total permissible combined weight of the vehicle and trailer/caravan being towed including occupants, fuel & cargo. Kerb, tare and payload weights are nominal and will vary depending on options and accessories.

†Except items that are upgraded

Important Notice – Please Read: Toyota Australia has used reasonable endeavours to ensure that this material is accurate at the time of printing. However, all information must be confirmed with your Toyota dealer at the time of ordering, as specifications and details will change over time. Colours displayed here are a guide only and may vary from actual colours. To the extent permitted by law, Toyota Australia will not be liable for any damage, loss or expense incurred as a result of reliance on the information and photos contained in this material. Part No PRAD011065V Printed November 2006.